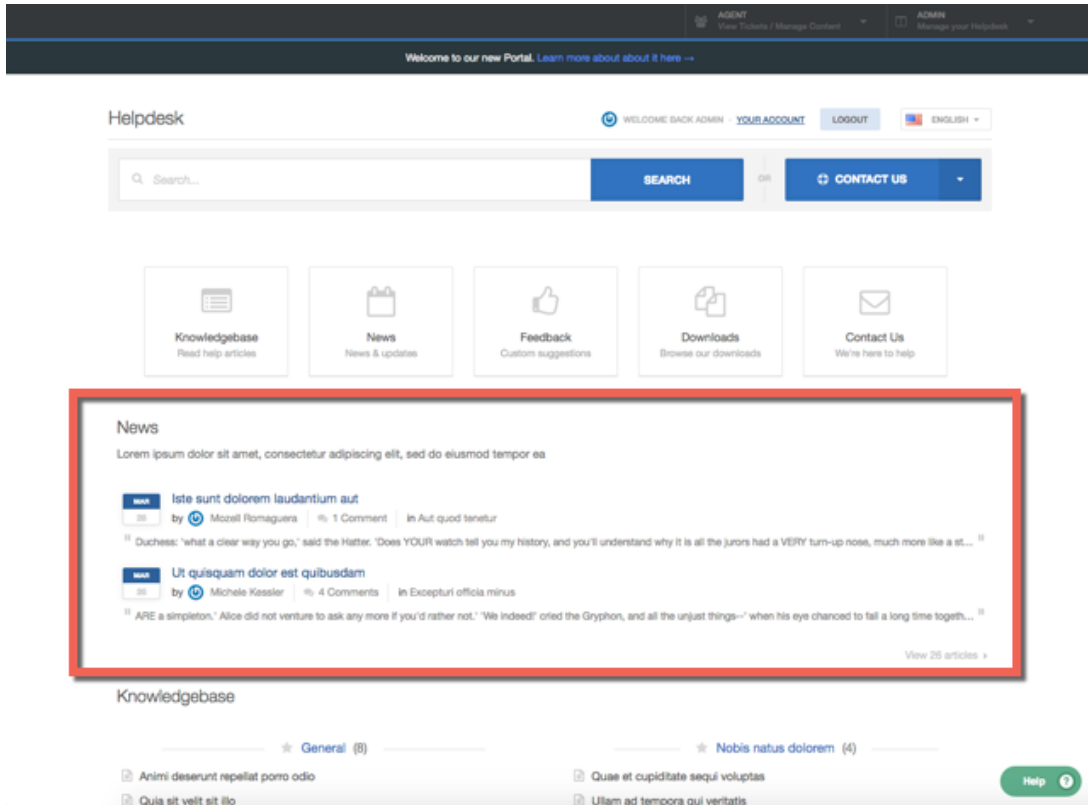


## How do I change the number of news posts shown on the portal home page?

Ben Henley - 2023-08-31 - Comentários (0) - Deskpro Legacy

### Question:

I want to increase the number of news posts shown on the section of the portal home page highlighted below. How do I show the most recent five articles here?



Welcome to our new Portal. Learn more about about it here -->

Helpdesk

WELCOME BACK ADMIN - YOUR ACCOUNT LOGOUT ENGLISH

Search... SEARCH OR CONTACT US

Knowledgebase Read help articles

News News & updates

Feedback Custom suggestions

Downloads Browse our downloads

Contact Us We're here to help

News

Lorem ipsum dolor sit amet, consectetur adipiscing elit, sed do eiusmod tempor ea

**News** Iste sunt dolorem laudantium aut  
by Mozell Romaguera 1 Comment In Aut quod tenetur  
"Duchess: 'what a clear way you go,' said the Hatter. 'Does YOUR watch tell you my history, and you'll understand why it is all the jurors had a VERY turn-up nose, much more like a st..."

**News** Ut quisquam dolor est quibusdam  
by Michele Kessler 4 Comments In Excepturi officia minus  
"ARE a simpiton." Alice did not venture to ask any more if you'd rather not." "We indeed!" cried the Gryphon, and all the unjust things--" when his eye chanced to fall a long time togeth..."

View 26 articles +

Knowledgebase

General (8)

Nobis natus dolorem (4)

Animi deserunt repellat porro odio

Quae et cupiditate sequi voluptas

Quia sit velit sit illo

Ullam ad tempora qui veritatis

Help

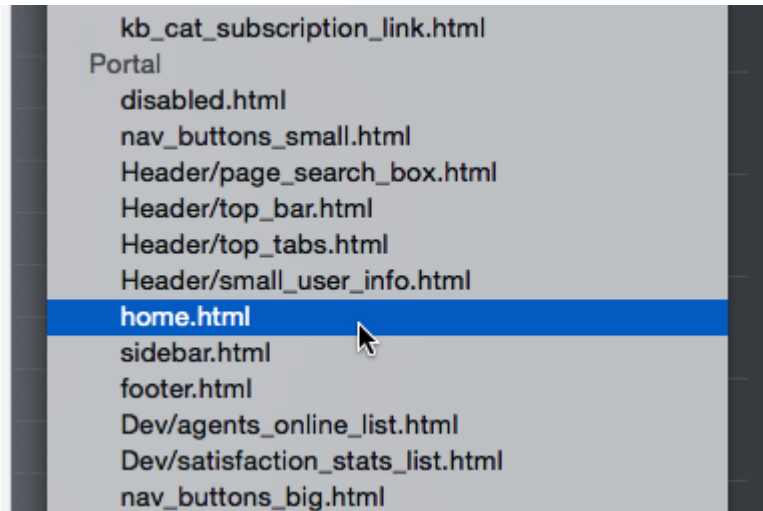
### Answer:

You can do this by editing the portal templates.

1. Go to the portal editor at **Admin > User Interface > Portal**.
2. Click the **Template Editor** section at the lower left.



3. In the Portal section, select the **home.html** template.



6. The template editor opens. Find the line that says:

```
{% show section news_list_excerpts with { count: 2, show_category_link: true } %}
```

Edit the number in **count: 2** to the desired number of articles: in this case, 5.

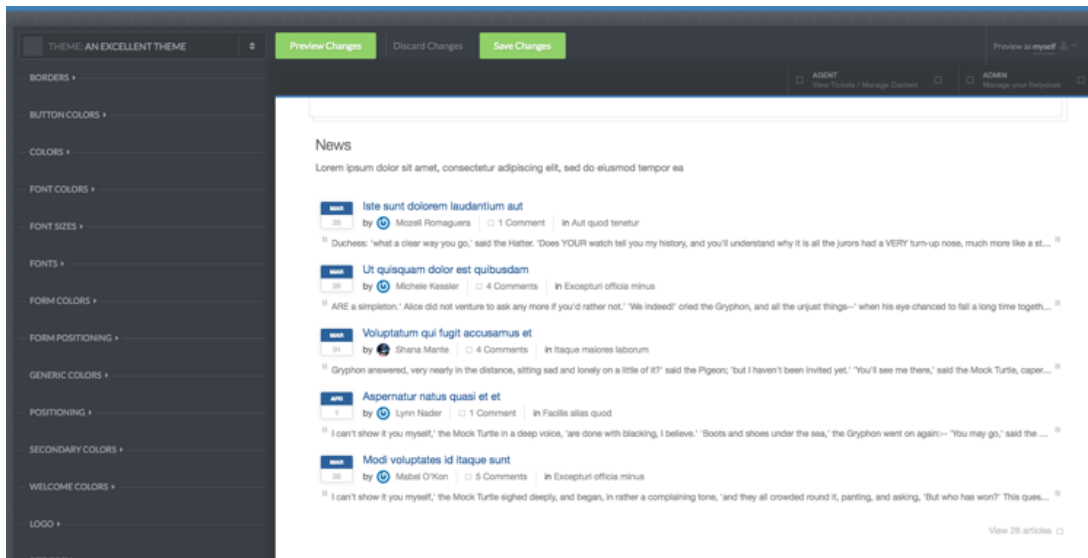
A screenshot of a code editor showing a snippet of HTML template code. The code is color-coded and includes a comment on line 46: 

```
{% show section news_list_excerpts with { count: 5, show_category_link: true } %}
```

. The code also includes conditional rendering tags like `{% if can_use_news() %}` and `{% endif %}`, and HTML tags for `<section>`, `<article>`, `<div>`, `<h1>`, `<a>`, and `<p>`.

7. Click the X at the top right of the template editor to close it.

8. Click the green **Preview Changes** button at the top of the screen to see the effect of the edit and verify that the section now shows five articles instead of two.



9. Click the green **Save Changes** button at the top of the screen to save your edit and apply it to your live portal.

## Anexos

- [blob \(208.00 KB\)](#)