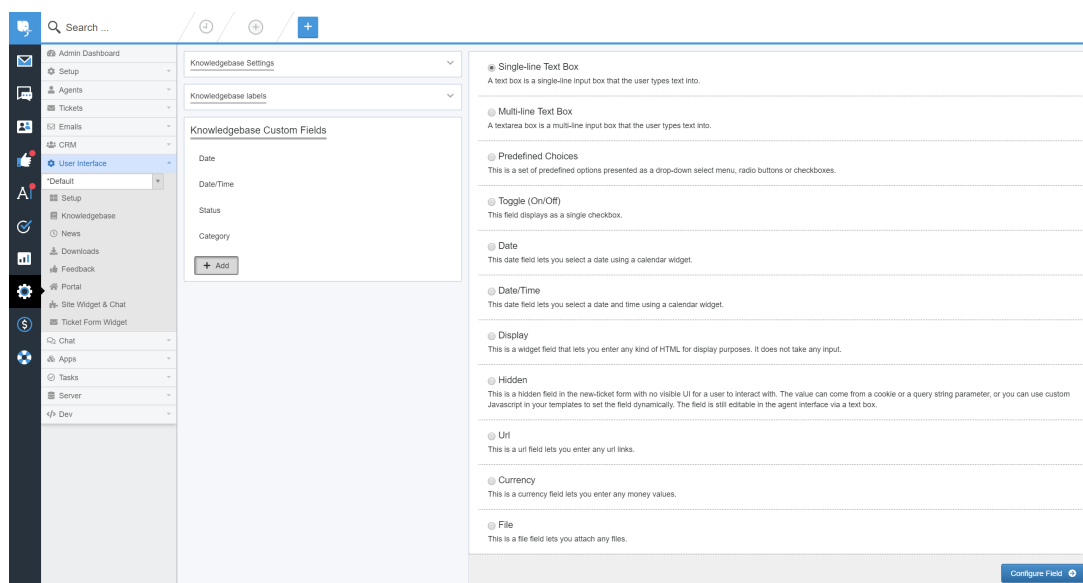


Custom Fields for Knowledgebase Article

2019-01-21 - Emily Booth - Komentarze (0) - Product

As part of our Deskpro 2019.2 release, we are pleased to announce our latest update to the knowledgebase feature. You can now add custom fields to knowledgebase articles which allows you to add more helpful information onto your articles to assist readers.

To add these custom fields go to Admin > User Interface > Knowledgebase > Custom Fields. You can create new custom fields by pressing the '+Add' button and select the appropriate [field type](#):



After your custom fields are ready, these can be added to new and existing knowledgebase articles, by updating the 'Fields' section on your article within the Publishing interface.

The Custom fields that you have entered a value for will now be seen in the article when viewing it from the portal:

Example Article


 John Doe


 2019-01-21


  0 Comments

 in General

This is an example knowledgebase article.

Subscribe

Share

Download PDF

Category Basic

Status Approval Met