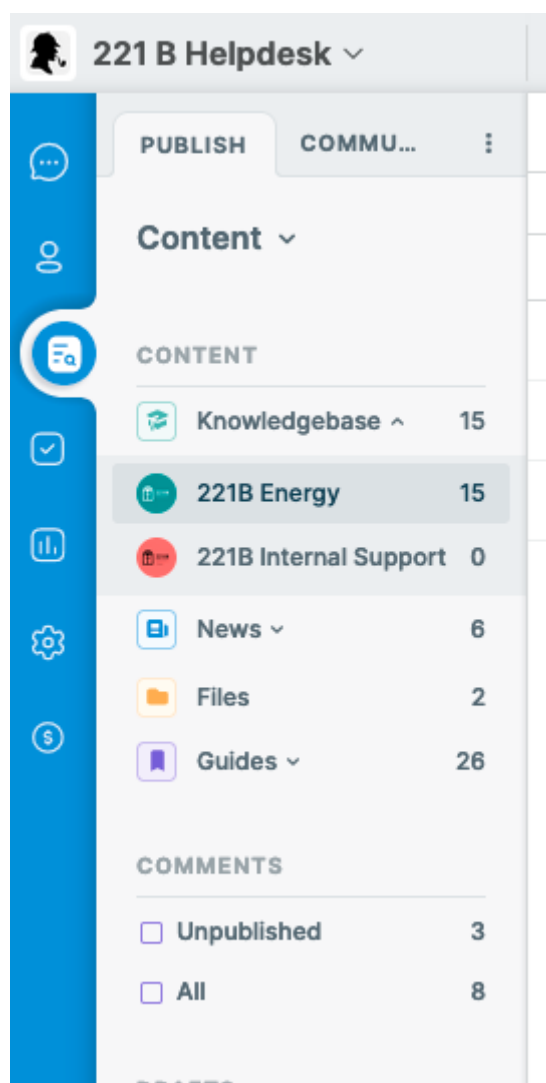


How can I make knowledgebase articles visible to specific users only?

Simon Paulger - 2023-09-13 - [Komentarze \(0\)](#) - [Agent](#)

You can restrict Knowledgebase Articles so that only certain users can see them. The easiest way to achieve this is with **usergroups** and Knowledgebase **categories** and then setting up a category so that it's visible only to particular usergroups.

In the agent interface, go to **Help Center** > **Knowledgebase** and click on a KB category.



On the right-hand side, click on the edit button for the category.

How-to Articles (7)	2 of 6		
Manage Your Account (5)	3 of 6		
Instructional Videos (4)	3 of 6		

In the dialog that loads, you can select which usergroups can see this category in the **Usergroups** heading.


Category

×

Name

How-to Articles

Icon




Pick Icon

Upload Image

Usergroups

☒ Everyone
 ☒ Registered
 ☒ 221B Solar Trial
 ☒ Internal Users
 ☒ Contractors
 ☒ Support

Parent Category

 Knowledgebase

▼

Category Order

How-to Articles

Manage Your Account

Instructional Videos

⋮

⋮

⋮

Delete

Note

You can have a category that's visible to everyone which contains a restricted subcategory.

To change the usergroups in your helpdesk, go to **Admin > CRM > Usergroups**.

To add users to usergroups, use the **CRM** section of the **Agent** interface.