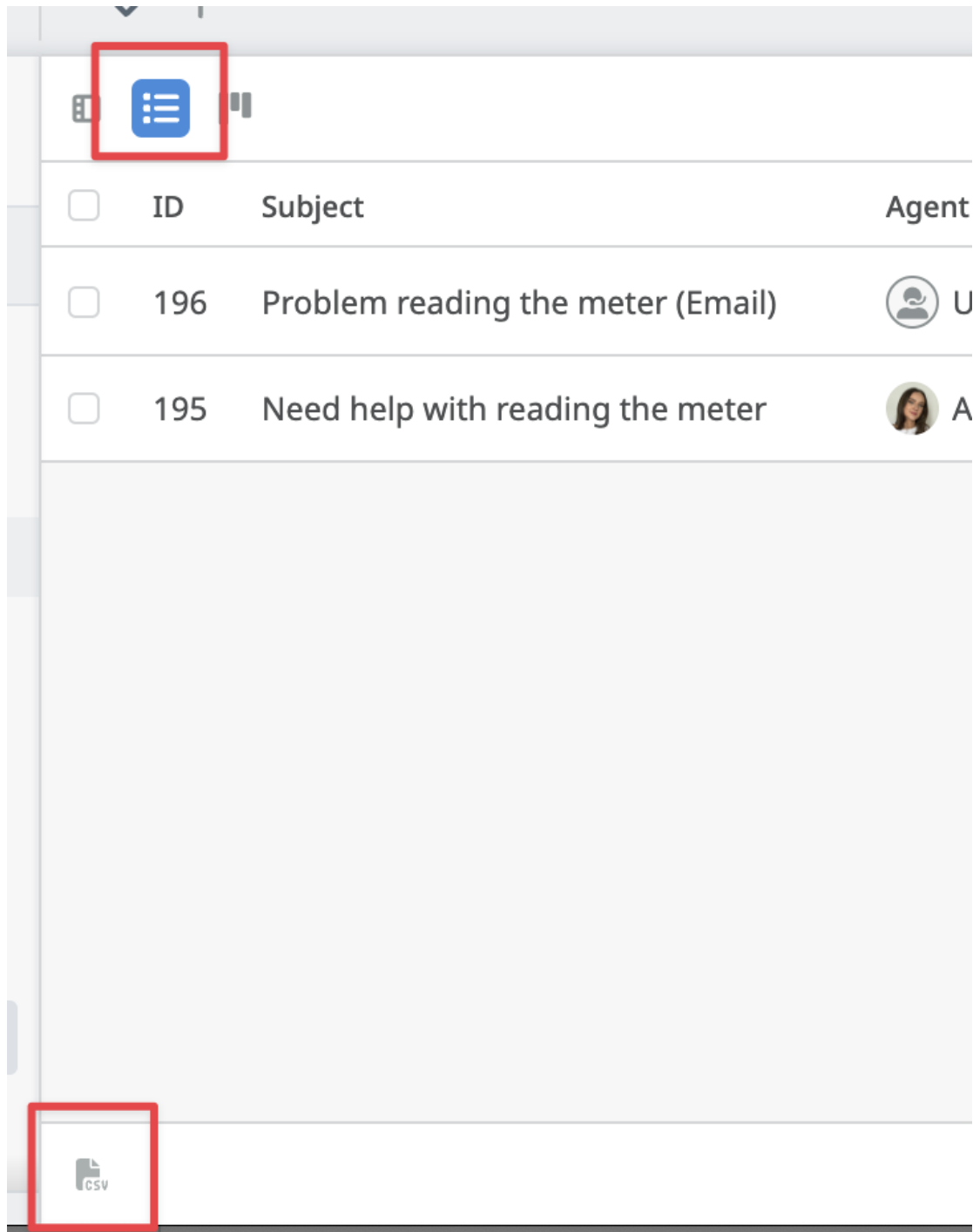





Download ticket results as CSV

Christopher Nadeau - 2023-08-17 - [Komentarze \(0\)](#) - [Agent](#)

Download ticket queue/list results

The easiest way to download tickets is by running a queue or list from the agent interface. When results load, switch to the table view and then click on the CSV button on the bottom left.

			
<input type="checkbox"/>	ID	Subject	Agent
<input type="checkbox"/>	196	Problem reading the meter (Email)	 U
<input type="checkbox"/>	195	Need help with reading the meter	 A
			

Download tables generated from a report

You can create a stat (or use a built-in stat) to generate a *table* report. From here, you may download the results as CSV.


Refer to the full reporting guide for information on using reports: [Using the Stat Builder](#)

Tickets opened in the past 24 hours ▾

Display × Table × ▾

This stat used by Dashboards and Reports

[Ticket Insights](#) -> [Overview](#)

 Download as CSV

Created Hour

15

Reset order | Showing 1 to 1 of 1 entries

Using the Deskpro API

If no other option provides the flexibility you need, then you can use the Deskpro API. Refer to the developer guide here: [About the API](#)