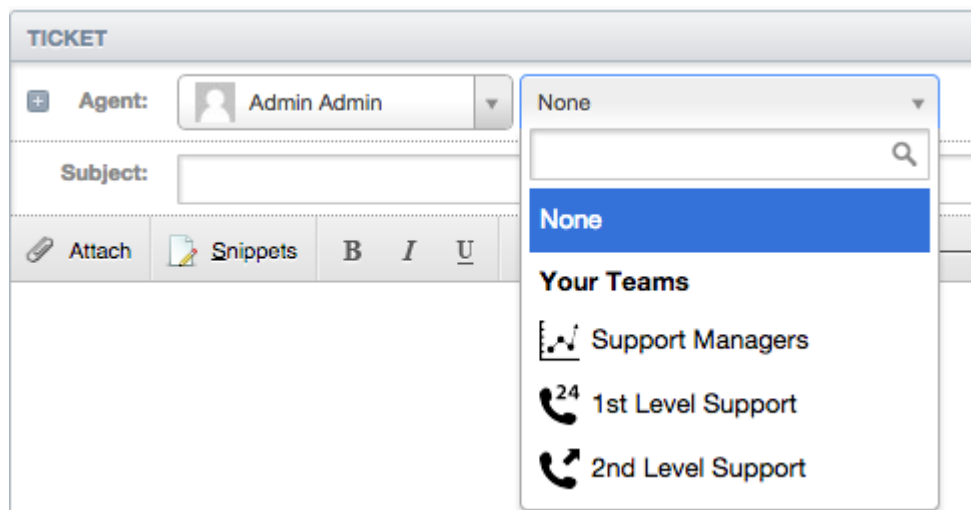


New Feature: Time for a Team Picture

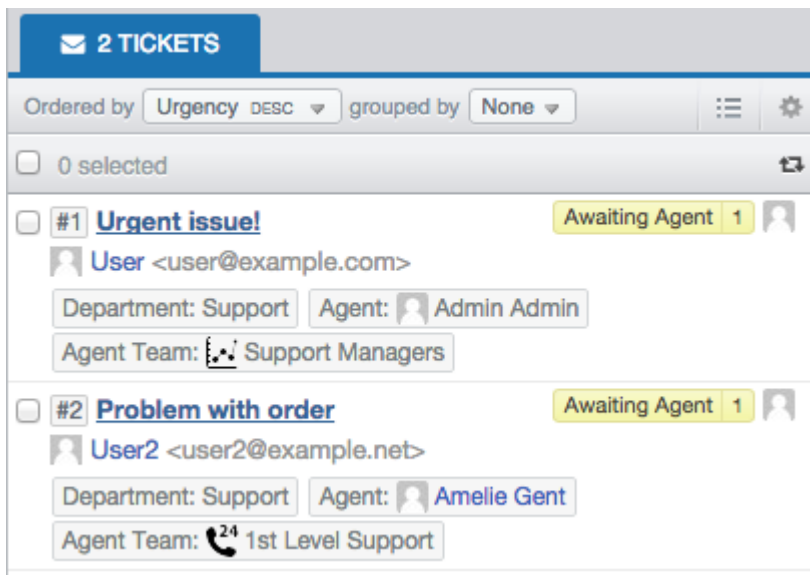
2014-10-02 - Ben Henley - Kommentarer (0) - Product

DeskPRO already lets your agents have avatars: now we've added **avatars for agent teams** too.


You can give each team its own avatar (identifying icon) that will be used throughout the agent interface.



It's especially useful when you're looking at a list of tickets; now you can identify the assigned team at a glance.



You can choose from **hundreds of preloaded avatars**, or upload your own.



To set your team avatars, just go to **Admin > Agents > Teams**.

Relatert innhold

- [New Feature: Better Search for Users](#)
- [New Feature: Email Log Mass Actions](#)
- [New Feature: Shift-Click To Open Tabs In Background](#)
- [New Feature: Chat Search](#)
- [New Feature: Department Avatars](#)
- [New Feature: This Season's Designer Labels](#)

- [New Feature: Even Better Automation](#)
- [New Feature: Create Tasks Automatically](#)
- [New Feature: Close Tabs in Bulk](#)
- [New Feature: Primary Teams](#)
- [DeskPRO Build #370 Released](#)