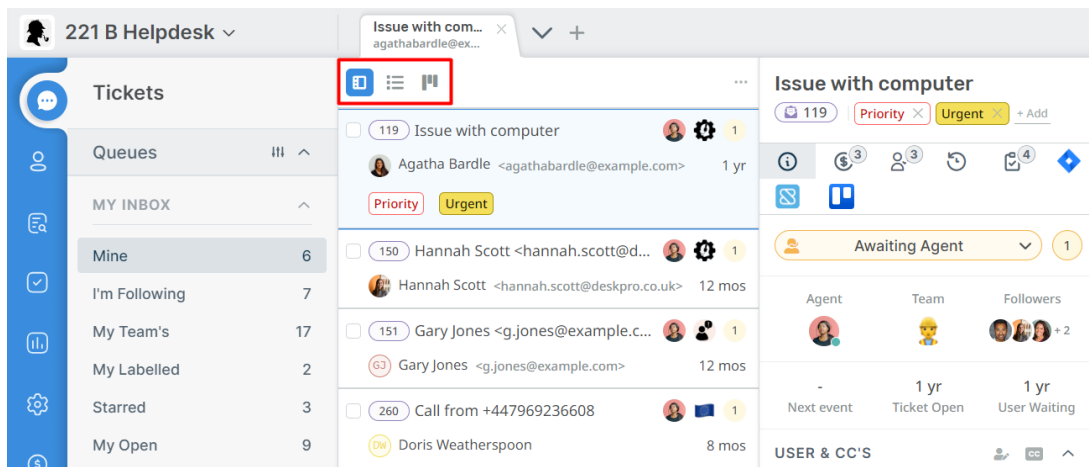


Why is part of the Agent Interface out of view?

Lara Proud - 2023-06-08 - Comments (0) - Agent

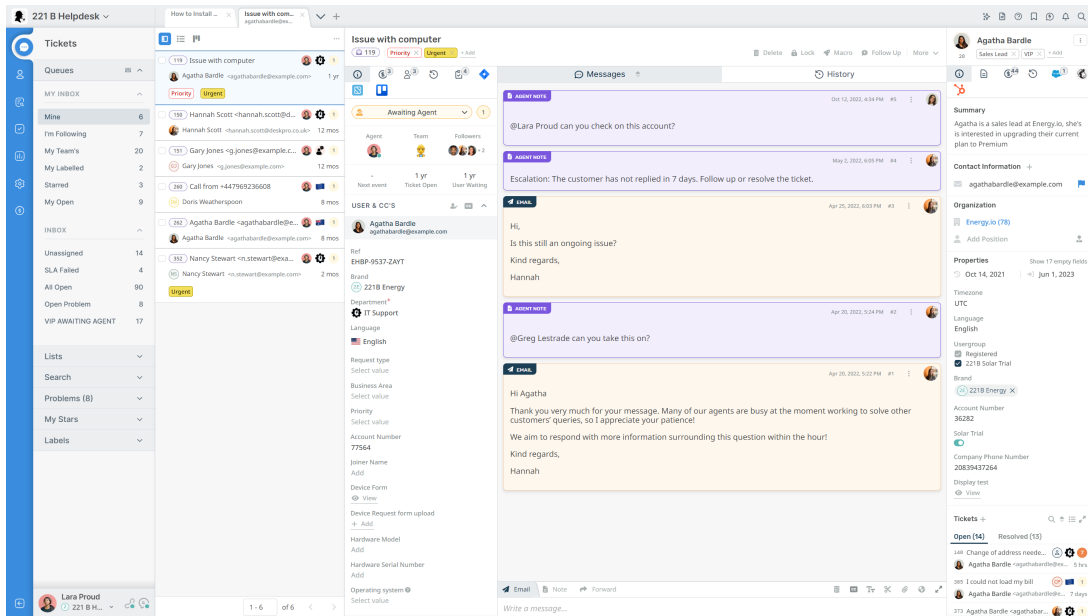
You can change how the Agent Interface appears for your account, this will vary between Agents depending on your viewing preferences. If you find yourself in a view you don't want to use you can easily switch to a different option from the top left of the ticketing interface:



The viewing options available are as follows:

Dual View

Dual View shows the Tickets in a Queue in a separate view column, you can edit the fields that appear on the cards to provide you with a clear overview of the tickets alongside an open ticket and you can easily navigate between tickets from here by choosing different tickets from the list.



You can resize the width of the column of ticket cards, and the width you set will be remembered as your preferred layout.

Table View

Table View presents the tickets in an adjustable table where all the tickets are listed across the width of the interface. Clicking on a ticket in this view will open it in front of the ticket list.

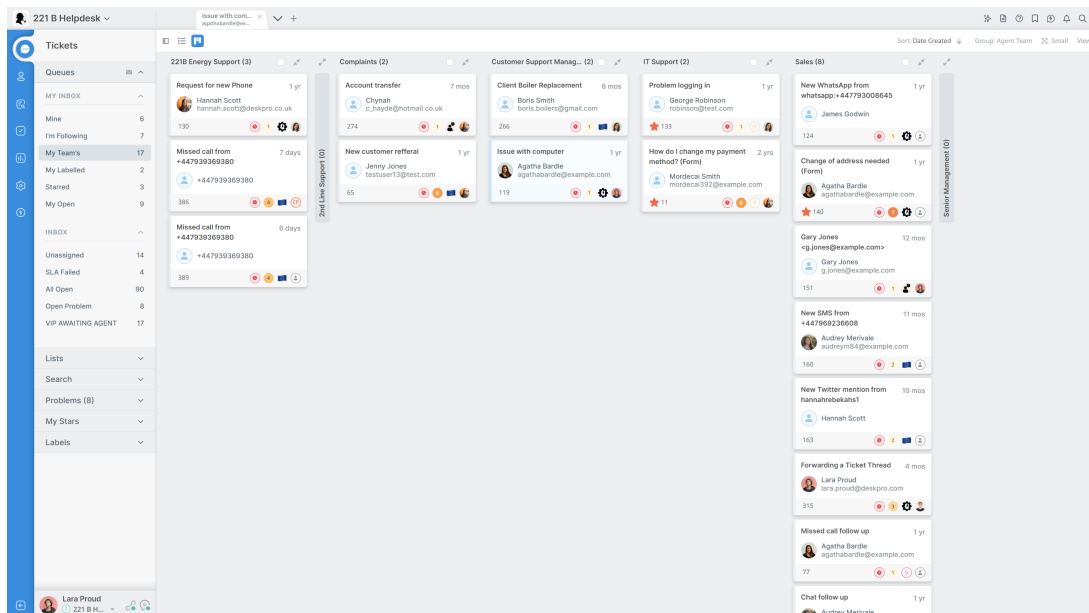
The screenshot shows the helpdesk interface in Table View. The table lists tickets with the following columns: ID, Subject, Agent, User, Date Last Reply, and Ref. The data is as follows:

ID	Subject	Agent	User	Date Last Reply	Ref
119	Issue with computer	Lara Proud	Agatha Bardle <agathabardle@example.com>	1 yr	EHBP-9537-ZAYT
150	Hannah Scott <hannah.scott@deskpro.com>	Lara Proud	Hannah Scott <hannah.scott@deskpro.co.uk>	12 mos	KQDT-8516-OWZY
151	Gary Jones <g.jones@example.com>	Lara Proud	Gary Jones <g.jones@example.com>	12 mos	FRJC-7619-SIDL
260	Call from +447969236608	Lara Proud	Doris Weatherspoon	8 mos	HFHS-1714-WXCW
262	Agatha Bardle <agathabardle@example.com>	Lara Proud	Agatha Bardle <agathabardle@example.com>	8 mos	YFYQ-0643-XOBI
352	Nancy Stewart <n.stewart@example.com>	Lara Proud	Nancy Stewart <n.stewart@example.com>	2 mos	GTDO-3177-FVFB

You can adjust the width of the different columns in the table depending on your preferences.

Kanban View

Kanban View provides a clear visual project view in the helpdesk. Kanban is an agile work management tool that helps you group tickets in a visual workflow that aids the work process and boosts efficiency.



Deskpro's Kanban view lets you organize tickets in a dynamic project management tool. You can create clear, structured workflows and move tickets along with simple drag-and-drop functionality and collapse columns if they're not needed in the view.

For more information about the flexibility of Deskpro's agent interface, you can take a look at this article: [Getting to Know your Deskpro Workspace](#)

Or watch our video that outlines the different adjustable parts of the helpdesk.

Tags
Adjusting the Helpdesk
Interface
Interface Views