

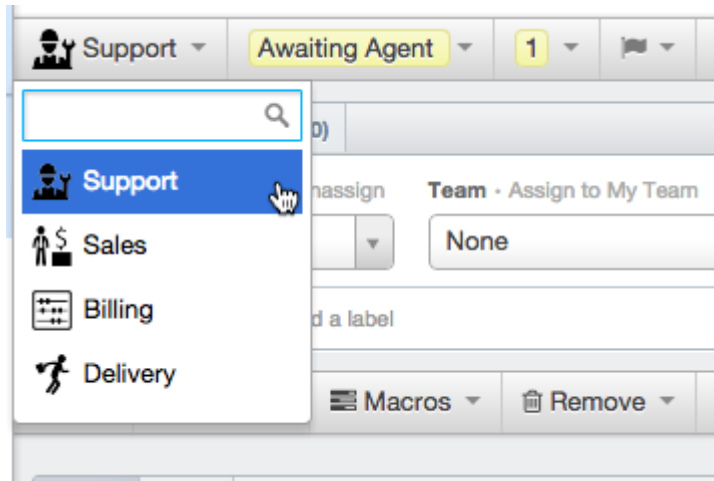


[뉴스](#) > [Product](#) > [New Feature: Department Avatars](#)

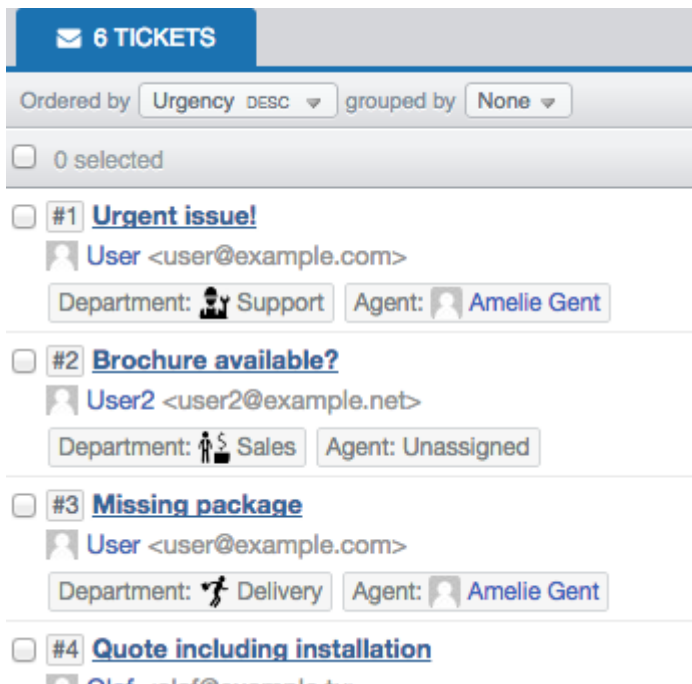
New Feature: Department Avatars

2014-10-02 - Ben Henley - [댓글 \(0\)](#) - [Product](#)

You can now distinguish your departments in the agent interface with **avatars**.




When you're browsing a list of tickets, avatars make it easy to distinguish the departments at a glance.



To set up avatars for your departments, go to **Admin > Tickets > Departments**. You can also add them to your chat departments at **Admin > Chat > Departments**.

We've preloaded a selection of hundreds of icons for you to choose from, or you can upload your own.



관련 콘텐츠

- [New Feature: Better Search for Users](#)
- [New Feature: Email Log Mass Actions](#)
- [New Feature: Shift-Click To Open Tabs In Background](#)
- [New Feature: Chat Search](#)
- [New Feature: Time for a Team Picture](#)
- [New Feature: This Season's Designer Labels](#)
- [New Feature: Even Better Automation](#)
- [New Feature: Create Tasks Automatically](#)
- [New Feature: Close Tabs in Bulk](#)
- [New Feature: Primary Teams](#)
- [DeskPRO Build #370 Released](#)