



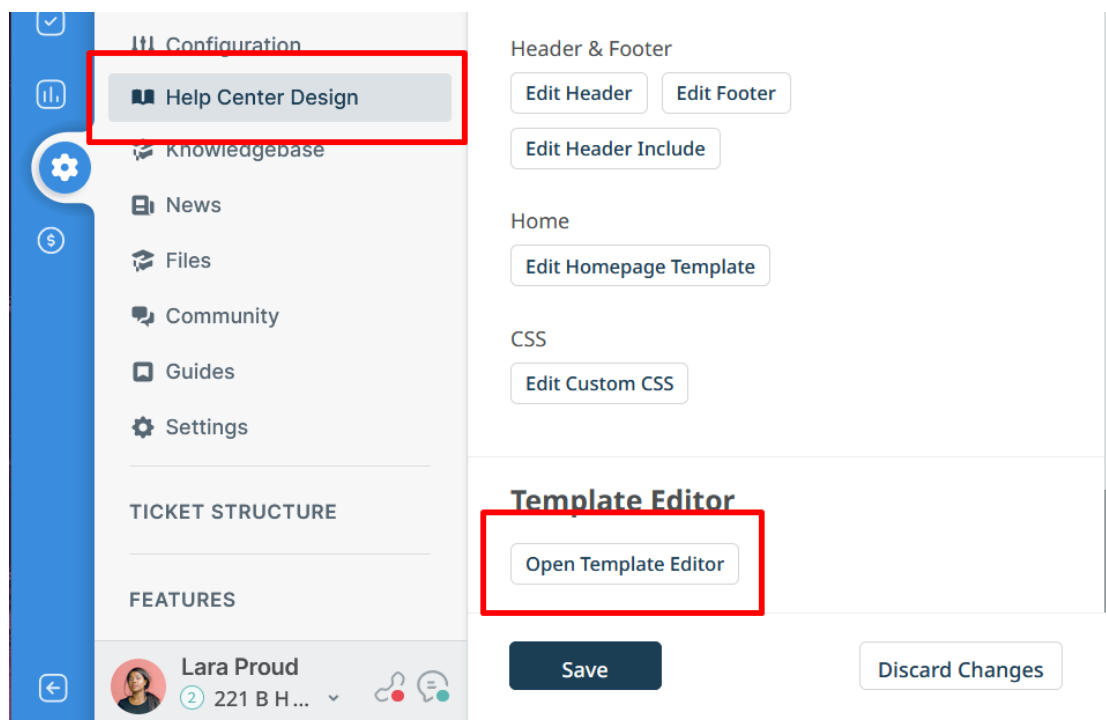
[지식 베이스](#) > [Using Deskpro](#) > [Admin](#) > [Help Center](#) > [How do I remove the Messenger Widget from the Help Center but keep for other sites?](#)

## How do I remove the Messenger Widget from the Help Center but keep for other sites?

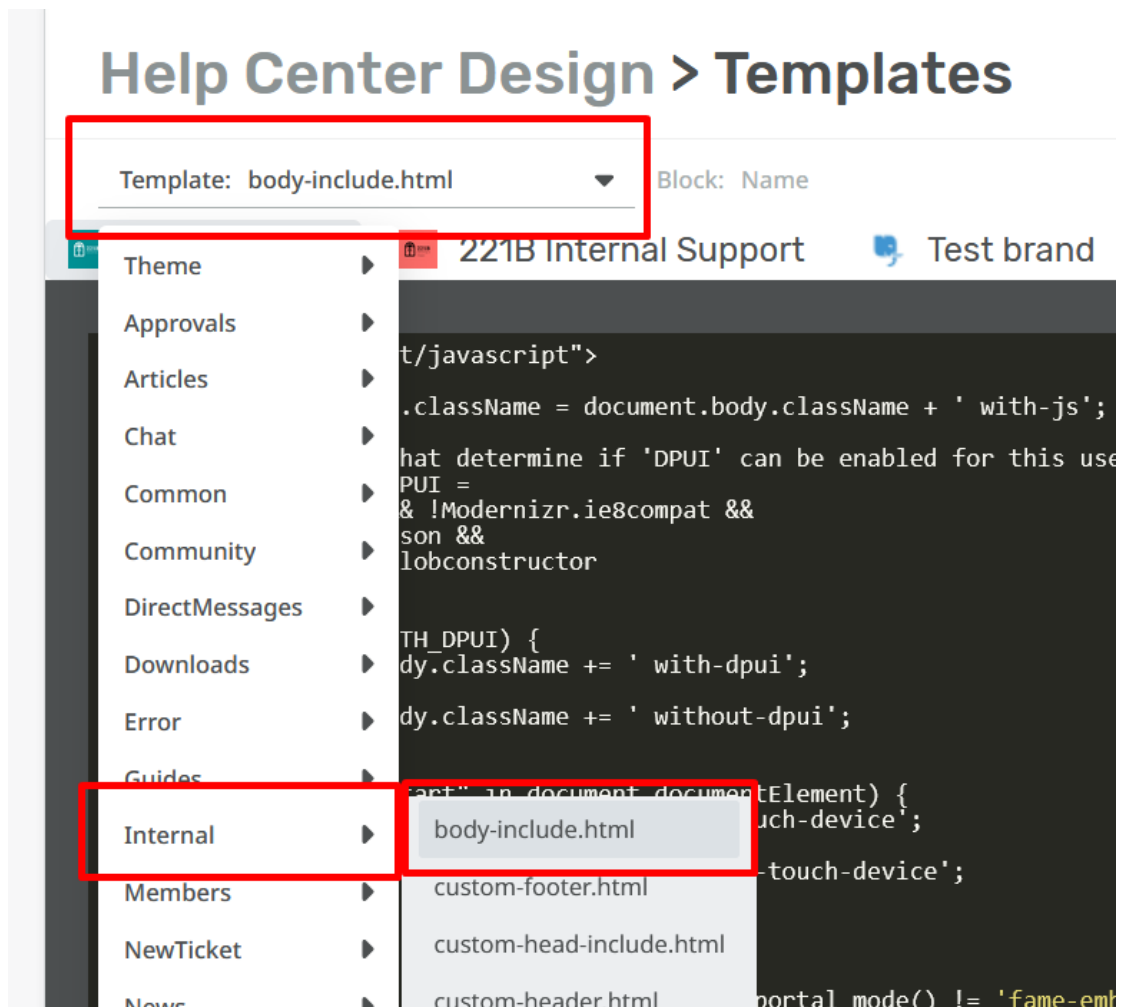
Matthew Watt - 2023-08-17 - [댓글 \(0\)](#) - [Help Center](#)

You can remove the chat widget from the Help Center, but keep it on other sites you have embedded in on by editing the Help Center Templates.

In Admin, go to **Help Center** > **Help Center Design**, scroll down to the **Template Editor** section, and select **Open Template Editor**



At the top of the template editor, select and edit the *body-include.html* template inside **Internal**.



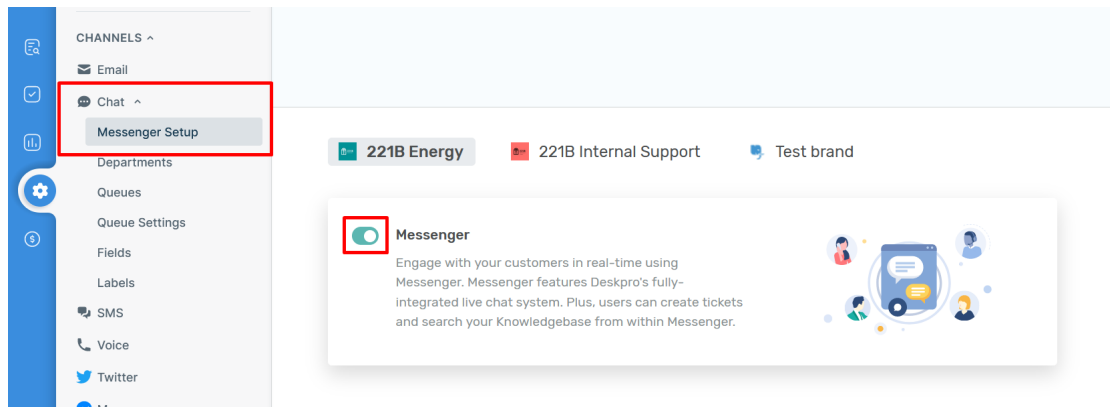
At the bottom of the template you'll see a section you will see the following line:

```
{% if portal_mode() != 'focus-window' and portal_mode() != 'fame-embed' and is_portal_widget_enabled() %}{{ portal_widget_loader() }}{% endif %}
```

Simply remove this line of code and press **Save**. Make sure to press 'Save' in the main editor to ensure the widget is removed.

#### Note

If you wanted to disable chat everywhere, you could disable it from **Admin > Channels > Chat > Messenger Setup** and then turn off the Messenger widget by clicking on the toggle.



That would disable chat on the Help Center *and* on any websites where you had embedded the Chat Widget. The advantage of the method explained in this article is that it removes chat from the Help Center only.

- 태그
- [admin](#)