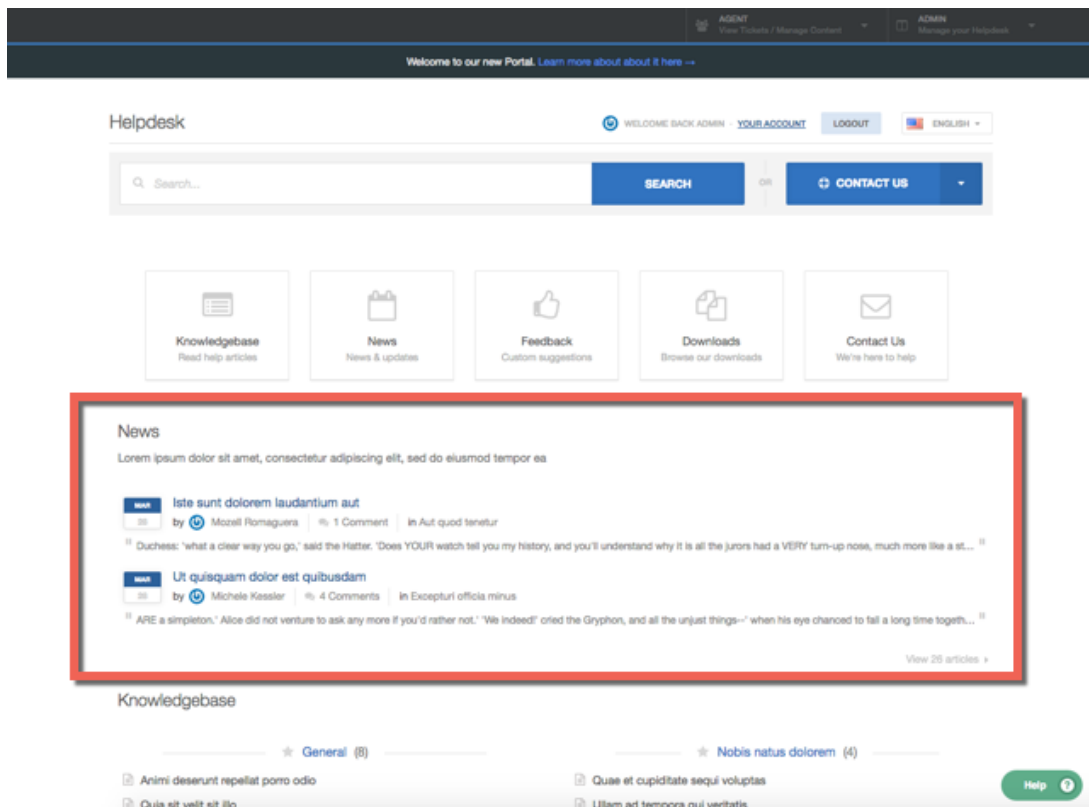


How do I change the number of news posts shown on the portal home page?

Ben Henley - 2023-08-31 - Comments (0) - Deskpro Legacy

Question:

I want to increase the number of news posts shown on the section of the portal home page highlighted below. How do I show the most recent five articles here?



Helpdesk

WELCOME BACK ADMIN - YOUR ACCOUNT - LOGOUT - ENGLISH

Search... SEARCH OR CONTACT US

Knowledgebase
Read help articles

News
News & updates

Feedback
Custom suggestions

Downloads
Browse our downloads

Contact Us
We're here to help

News

Lorem ipsum dolor sit amet, consectetur adipiscing elit, sed do eiusmod tempor ea

News
Iste sunt dolorem laudantium aut
by Mozell Romaguera | 1 Comment | In Aut quod tenetur
"Duchess: 'what a clear way you go,' said the Hatter. 'Does YOUR watch tell you my history, and you'll understand why it is all the jurors had a VERY turn-up nose, much more like a st..."

News
Ut quisquam dolor est quibusdam
by Michele Kessler | 4 Comments | In Excepturi officia minus
"ARE a simpiton." Alice did not venture to ask any more if you'd rather not." "We indeed!" cried the Gryphon, and all the unjust things--" when his eye chanced to fall a long time togeth..."

View 26 articles +

Knowledgebase

General (8)

Nobis natus dolorem (4)

Animi deserunt repellat porro odio

Quae et cupiditate sequi voluptas

Quia sit velit sit illo

Ullam ad tempora qui veritatis

Help

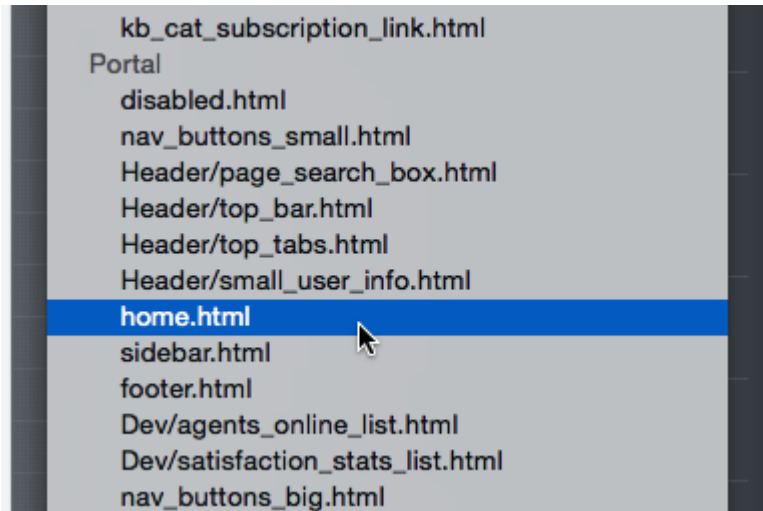
Answer:

You can do this by editing the portal templates.

1. Go to the portal editor at **Admin > User Interface > Portal**.
2. Click the **Template Editor** section at the lower left.



3. In the Portal section, select the **home.html** template.



6. The template editor opens. Find the line that says:

```
{% show section news_list_excerpts with { count: 2, show_category_link: true } %}
```

Edit the number in **count: 2** to the desired number of articles: in this case, 5.

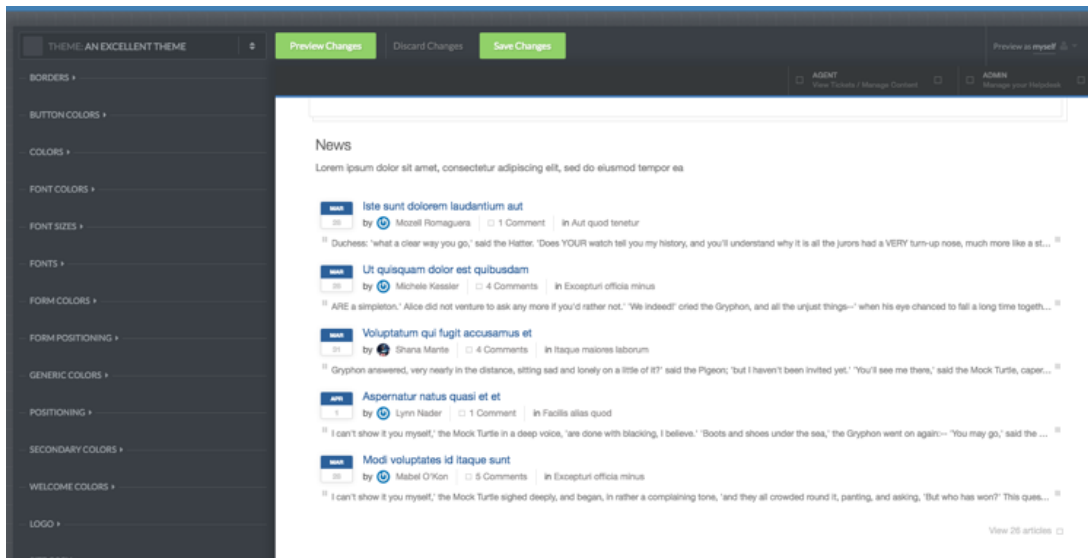
A screenshot of a code editor showing a template file. The code is in a dark theme. The line number 46 is highlighted. The code on line 46 is:

```
{% show section news_list_excerpts with { count: 5, show_category_link: true } %}
```

 The number '2' in the original image has been replaced with '5'. The surrounding code includes conditional tags and HTML tags for rendering a news section.

7. Click the X at the top right of the template editor to close it.

8. Click the green **Preview Changes** button at the top of the screen to see the effect of the edit and verify that the section now shows five articles instead of two.



9. Click the green **Save Changes** button at the top of the screen to save your edit and apply it to your live portal.

Attachments

- [blob \(208.00 KB\)](#)