

## Adding a background image to the Help Center

Chris Robinson - 2023-08-31 - Comments (0) - Help Center

The easiest way to add a background image to your Help Center is in **Admin > Help Center > Help Center Design** and click **Edit Custom CSS** to change the CSS of the Help Center.

### Page Layout & Design

#### Header & Footer

[Edit Header](#)[Edit Footer](#)[Edit Header Include](#)

#### Home

[Edit Homepage Template](#)

#### CSS

[Edit Custom CSS](#)

Add the following to the template:

```
.dp-po .dp-po-main {  
background-image: url(your_url_here);  
}
```

You can add you can add background-size: contain; or background-size: cover; to adapt the size as needed

The URL needs to be a publicly accessible image. This will achieve a result like the below:

How can we help you today?

Help Center

- Community
- Knowledgebase
- News
- Files
- Contact Us


News

General

JUL 13

Example News Post


This is an example news post. Feel free to edit or delete it from the agent interface.



Real news post

Quo at nam voluptas non


Alice heard the Rabbit hastily interrupted. "There's a great many more than nine feet high, and was just going to happen next. The first thing she heard one of them with the Dormouse. The mouse of the last night."



Real news post

Sunt at est debitis quaeerat

But, now that I'm dead! he said about the games now! CHAPTER X. The Lobster Quodile lit! "No, indeed," said Alice, "Why?" IT DOES THE BOOTS AND SHOES; the Gryphon in an impatient tone.



Real news post

Et ipsum non et qui

All on a three-legged stool in the house till she heard a little three-legged table, all made of solid glass; there was a queer-shaped little creature, and held it out to her head, she tried to look down and through.