


Can I collapse the Navigation Panel?

Lara Proud - 2023-08-24 - Comments (0) - Agent


The [Navigation Panel](#) is where you can filter items you're dealing with across the Deskpro interface, whether that's Tickets, Users, Organizations, Help Center, Tasks, or Reports.

You can adjust your view of the interface by collapsing the Navigation Panel using the arrow in the bottom left-hand corner of the interface:







Unassigned	12
Pending	1
SLA Failed	6
All Open	92
Open Problem	4
VIP AWAITING AGENT	15


Lists 

Search 

Problems (8) 

My Stars  

 Billing Errors	1
 Callback Request	1
 Team Questions	3
 Hiring	2
 Onboarding Sessions	5
 Feedback	1

Labels 



Lara Proud

2

221 B H...



Collapsing the panel gives you increased visibility over the interface if you want fewer distractions, or are working on a smaller screen.

The Deskpro interface is extremely flexible and customizable. There are numerous other ways to adjust your interface to fit your preference, learn more in [Getting to Know your Deskpro Workspace](#).

Tanda
Interface
Interface Flexibility

Related Content

- [Getting to Know your Deskpro Workspace](#)
- [The Agent Interface](#)