



[Hírek](#) > [Product](#) > [New structures for Guides](#)

New structures for Guides

2020-12-08 - Stephanie Quadranti - [\(0\) megjegyzés](#) - [Product](#)

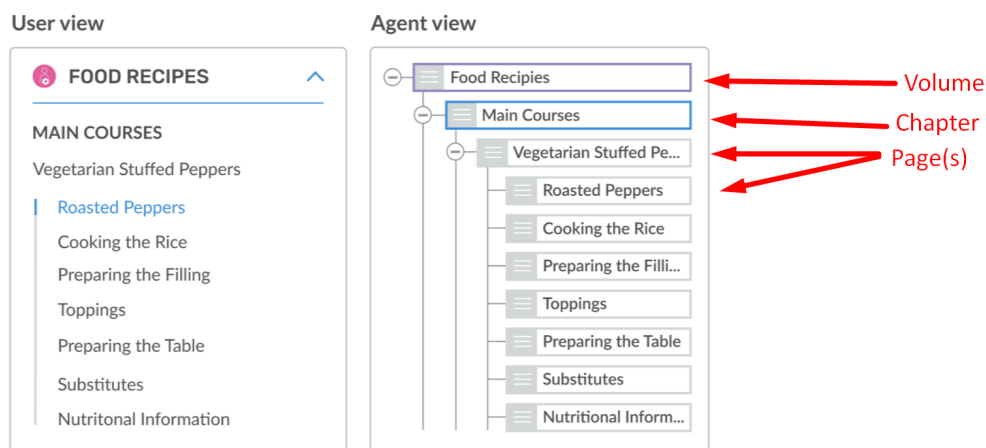
We are pleased to announce the release of improvements to Guides. To organise information more effectively and improve the stability of Guides, we've upgraded the information structure so Guides can be arranged with clear hierarchy in mind and be easily navigable by end users.

Previously, Guides were structured by:

- Topic Sections
- Topics

From now on, Guides will be structured by:

- Volumes
- Chapters
- Pages



The use of Volumes will be enabled by default in the settings of a newly created Guide. However, you'll still be able to disable this if necessary by unticking the "Use Volumes" option within the Guide settings:

12 PAGES TEST GUIDE

DELETE GUIDE

Delete Guide

EDIT GUIDE

Title

Description

Use Volumes

Permissions Everyone
 Registered
 VIP
 Extra Priv
 Beta Users

Icon

Color

Splash Image

Brand

REORDER GUIDE (DRAG & DROP)

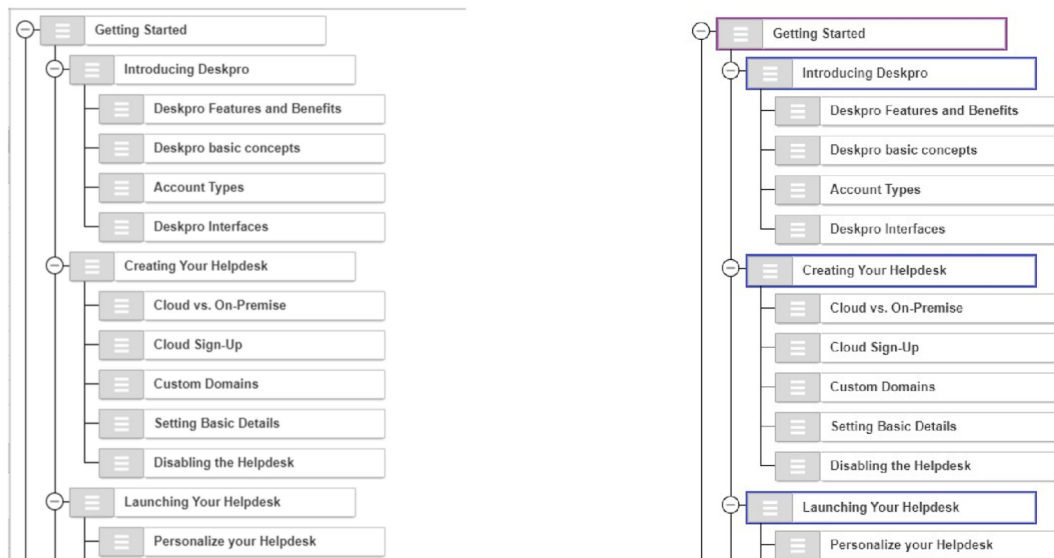
Test Guide
System Administrator Guide

What will happen to existing Guides?

When an existing Guide has been upgraded, there are three possible scenarios:

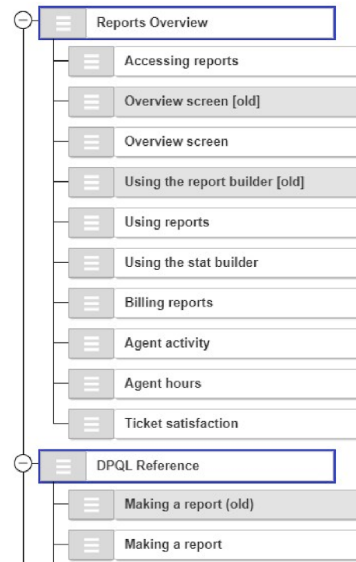
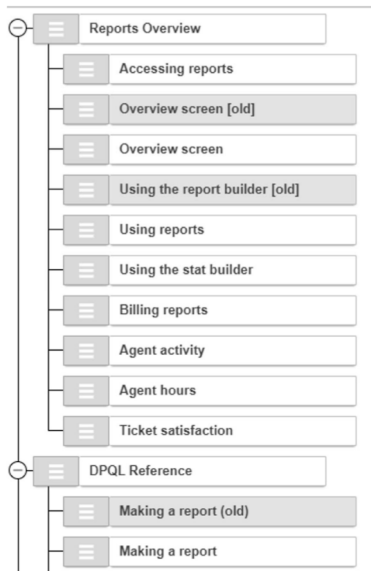
Scenario 1:

If a guide previously had **Topic Sections with nested Topic Sections**, the Topic Sections and Nested Topic Sections will simply be converted to **Volumes** and **Chapters**, respectively.



Scenario 2:

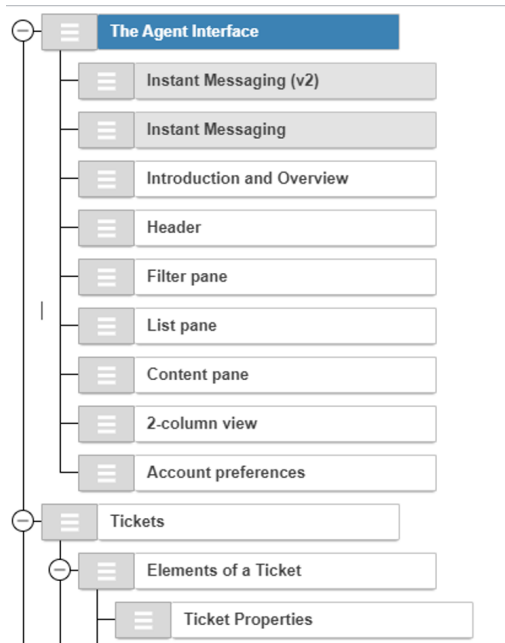
If a guide previously had **only Topic Sections**, these Topic Sections will be converted to **Chapters**.

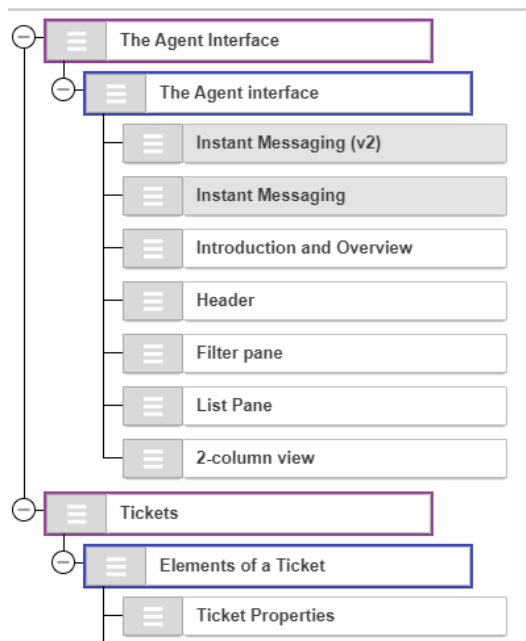


Scenario 3:

If a guide previously had **both Topic Sections and Topic Sections with nested Topic Sections** at the first node level, then an **extra Volume** will be created for the **stand-alone Topic Sections** in the Guide (which are now Chapters within the extra Volume).

This scenario may require your attention to make some changes as a result of the upgrade. For example, the extra Volume created may need to be renamed.

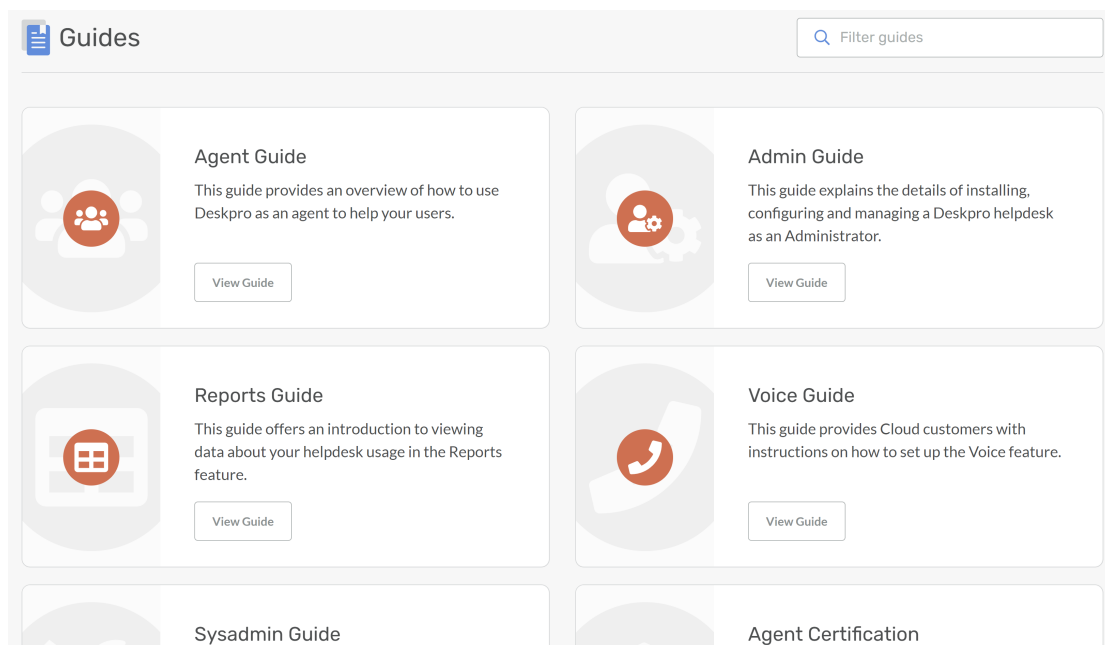




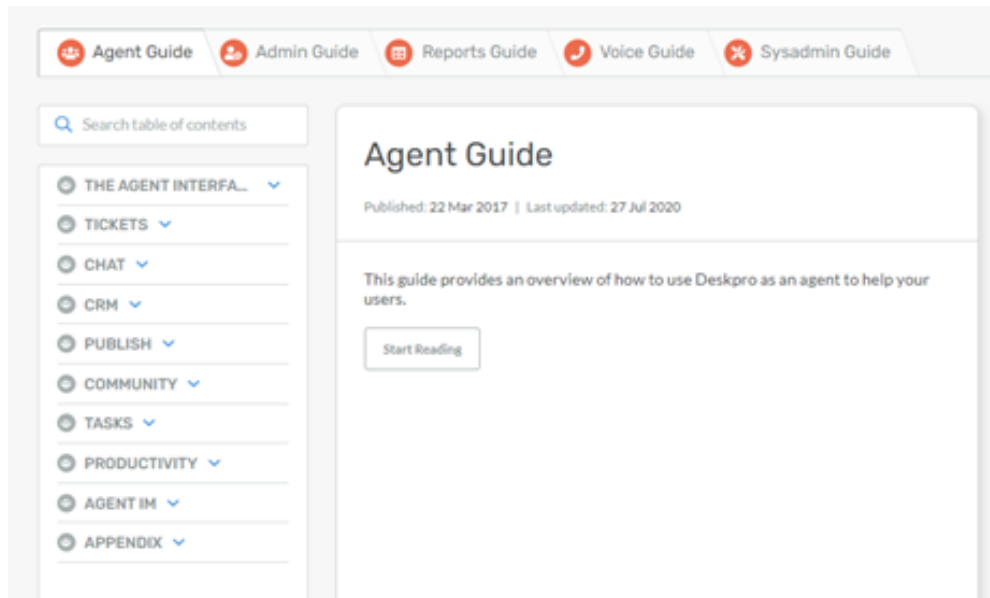
Further recent improvements to Guides

As part of the Guides beta, we're continuously improving the experience of using Guides with smaller tweaks and fixes to make them more stable. Here's a summary of some of the recent improvements that we've made to Guides.

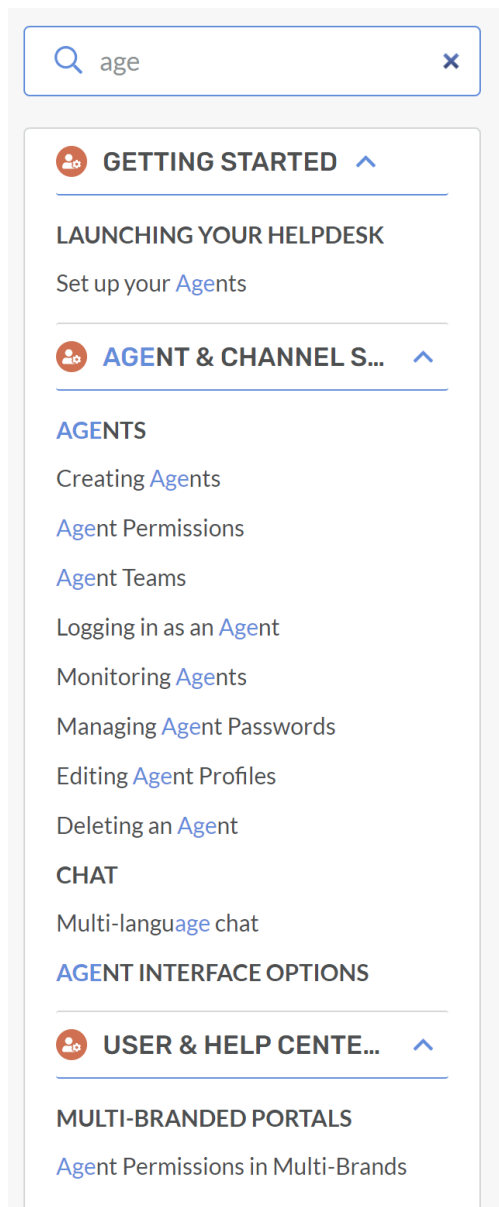
To simplify the navigation between and the searching within Guides, we've introduced a landing page where all Guides can be viewed and filtered by title.



Additionally, there is a landing page for individual Guides to preview the information within.



The search functionality has also been significantly improved, and users will now be able to search the entire Guide.



Links have been introduced at the end of Guide Pages to allow end users to quickly navigate between similar pages of interest.

Windows Server 2012

in Installation



Published: 20 Mar 2017 | Last updated: 30 Oct 2017

Installing and maintaining Deskpro On-Premise requires basic server administration skills. If your organization does not have someone with the correct skills, we suggest you use [Deskpro Cloud](#), our hosted service.

We also offer a Deskpro On-Premise [installation service](#).

If you run into an installation issue that is not covered in this manual, search the [Deskpro Knowledgebase](#) for troubleshooting help.

This section describes how to install Deskpro on Windows Server 2012.

We recommend using the Automated Deskpro Installer which will download and install all of the necessary components for you so you have a fully functional helpdesk within minutes.

PAGES IN WINDOWS SERVER 2012

Windows Installer



Published: 20 Mar 2017
Last updated: 30 Oct 2017

Manually Install using IIS 8



Published: 20 Mar 2017
Last updated: 19 Dec 2017

NEXT PAGE

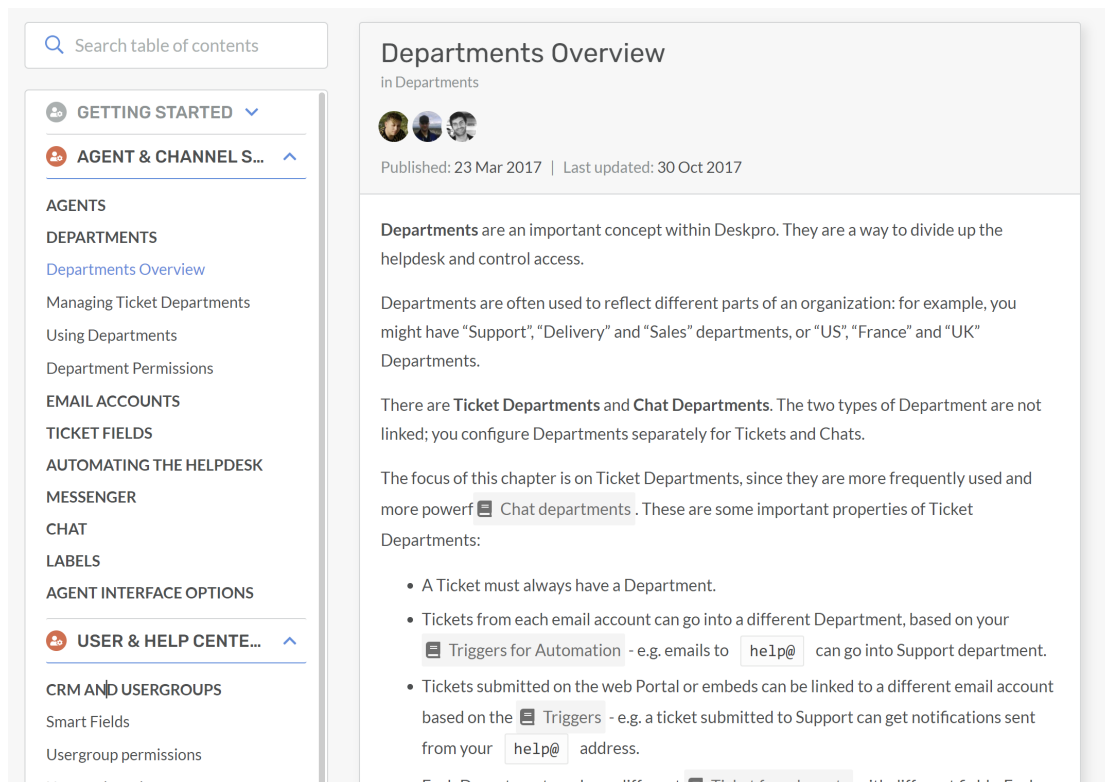
Install on Windows 8, 9 & 10



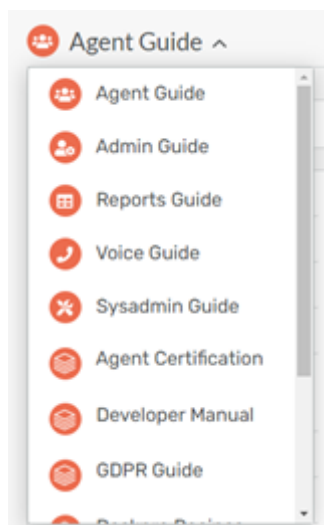
PREVIOUS PAGE

Installation on Windows Server 2008

With the addition of distinct URL pages for each page, users can go directly to the right page instead of starting at the top and scrolling endlessly through a Guide. Users will also be able to freely explore the table of contents within a guide all whilst reading the current guide page which will remain in its place.




If you currently have several Guides, users will now be able to quickly access them through the new drop-down menu.



Finally, to increase the functionality of and user interaction with the Guides, comments can now be added to Guide pages in a similar fashion to Knowledgebase and News Articles.

Comment (1)

 John Doe

 a few seconds ago

What other notifications are available?

Add a comment

Thank you for your comment.

 John Doe

Your comment *

Add Comment

In other news, a number of other bug fixes have been made so please make sure to view the [Release Notes](#) for further information!