

## Can I change the title of the 'Department' field on the contact form?

Grace Howlett - 2023-08-10 - Comments (0) - Admin

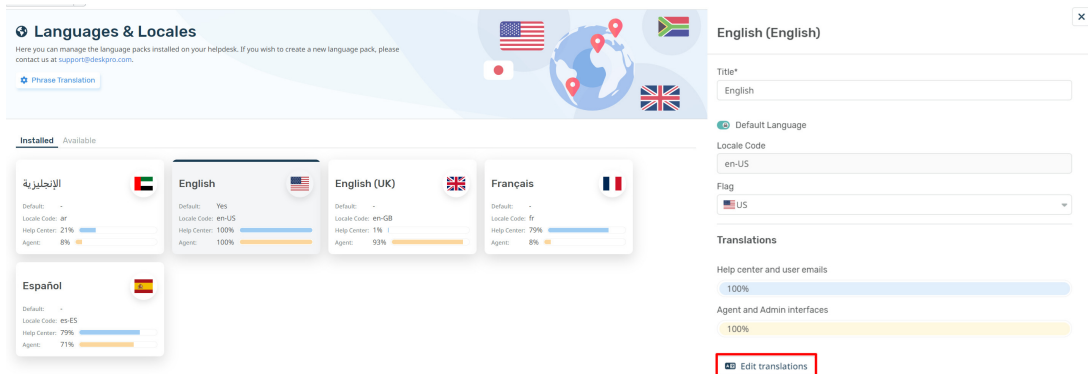
### Question:

Is there a way to change the 'Department' field title on the contact form? We'd like to change this to something along the lines of "Which department do you need assistance from?"

### Answer:

Yes, you can customize the title of the 'Department' field on the form (as well as most other phrases found on the Help Center). To do so, follow the steps below:

1. Go to **Admin > Configuration > Languages & Locales**.
2. For your default language, click **'Edit translations'**.



**Languages & Locales**

Here you can manage the language packs installed on your helpdesk. If you wish to create a new language pack, please contact us at [support@deskpro.com](mailto:support@deskpro.com).

[Phrase Translation](#)

Installed	Available		
<b>الإنگلیزية</b> Default: - Locale Code: ar Help Center: 21% Agent: 8%	<b>English</b> Default: Yes Locale Code: en-US Help Center: 100% Agent: 100%	<b>English (UK)</b> Default: - Locale Code: en-GB Help Center: 1% Agent: 93%	<b>Français</b> Default: - Locale Code: fr Help Center: 79% Agent: 8%
<b>Español</b> Default: - Locale Code: es-ES Help Center: 79% Agent: 71%			

**English (English)**

Title\*  
English

Default Language  
Locale Code  
en-US  
Flag  
US

Translations

Help center and user emails  
100%

Agent and Admin interfaces  
100%

[Edit translations](#)

1. Go to the **'Help Center UI'** tab. You will be presented with a list of different phrases that relate to your help center. You can customize any of these.
2. Search for **'helpcenter.general.department'**, click edit and enter your new title in the relevant language.
3. Scroll down to the bottom of the page and click **'Save'**.

**Phrase Translation**

The text you see in Deskpro is stored as phrases, that includes the names of custom object you create. Here you can manage the phrases and provide translation for custom phrases.

**Help Center UI**

Phrase	English	Customized?
<b>Help Center General (1)</b>		
-helpcenter.general.department	Department	✓
<b>Help Center Forms (4)</b>		
-helpcenter.forms.error_not_assignable_department	Unable to select parent department.	
-helpcenter.forms.error_ticket_department_invalid	You cannot select a parent department. Try selecting a sub-department.	
-helpcenter.forms.error_ticket_department_required	A department is required	
-helpcenter.forms.error_unauthorized_department	Insufficient permission	
<b>Help Center Messenger (8)</b>		
-helpcenter.messenger.chat_pre_chat_form_department	Department	
-helpcenter.messenger.chat_pre_chat_department_1	Department	✓
-helpcenter.messenger.chat_pre_chat_form_department_2	Department	✓

Rows per page: 100 - 1-18 - of 18 (14 Unique Items)

**Save** Open next phrase Discard Changes

**Edit: helpcenter.general.department**

English Which department do you need assistance from? Show Original | Reset


Français Département

Español Sección

English (UK) Department Show Original | Reset

العربية Department Show Original | Reset


When you view the form now, the title should be updated.

 **Contact Us**

Please complete this form and one of our agents will reply to you by email as soon as possible.

**Name \***  **Email**  [Manage my email addresses](#)

**Which department do you need assistance from? \***



**Subject \***