



[Knowledge Base](#) > [Developer & Reporting](#) > [Deskpro API](#) > [I'm receiving a 403 status when using the V2 API.](#)
How can I fix this?

I'm receiving a 403 status when using the V2 API. How can I fix this?

Grace Howlett - 2022-06-10 - [Comments \(0\)](#) - [Deskpro API](#)

Question:


I'm attempting to get information using the V2 API, but I receive the following return code:

```
"status": 403,
"code": "You are not allowed to access this point with this auth mode",
"message": "You are not allowed to access this point with this auth mode",
"errors": null
```


How can I resolve this?

Answer:

1. Ensure the authorization headers are formatted correctly in the request you are sending, per our [V2 API documentation](#). (This has changed since the legacy API).
2. Check the API Tags.
 - Go to **Admin > Apps > API Keys** and select the API key you are using.
 - Check the '**API Tags**' area - this should ideally be an asterix * to allow all calls to the API.
 - If the box is empty, add the * and save the change.




 API Key Info

|

 API Tags

Tags

*

Enter comma separated list of tags. Putting  before tags will disallow action.
Note that system will automatically optimize entered tags, so ,tags.list would be optimized to .
Please refer to [documentation](#) for more information.

Save

3. You may be running the API call as an agent who doesn't have permission to use the function. Remember, each API call runs in the context of a particular agent. Make sure you're using an API key for a user who has permission, or if you're using a superuser API key, that you specify an agent who has permission.
4. You may be trying to use an admin function, but you're not using a superuser API key [with administration endpoints enabled](#).