



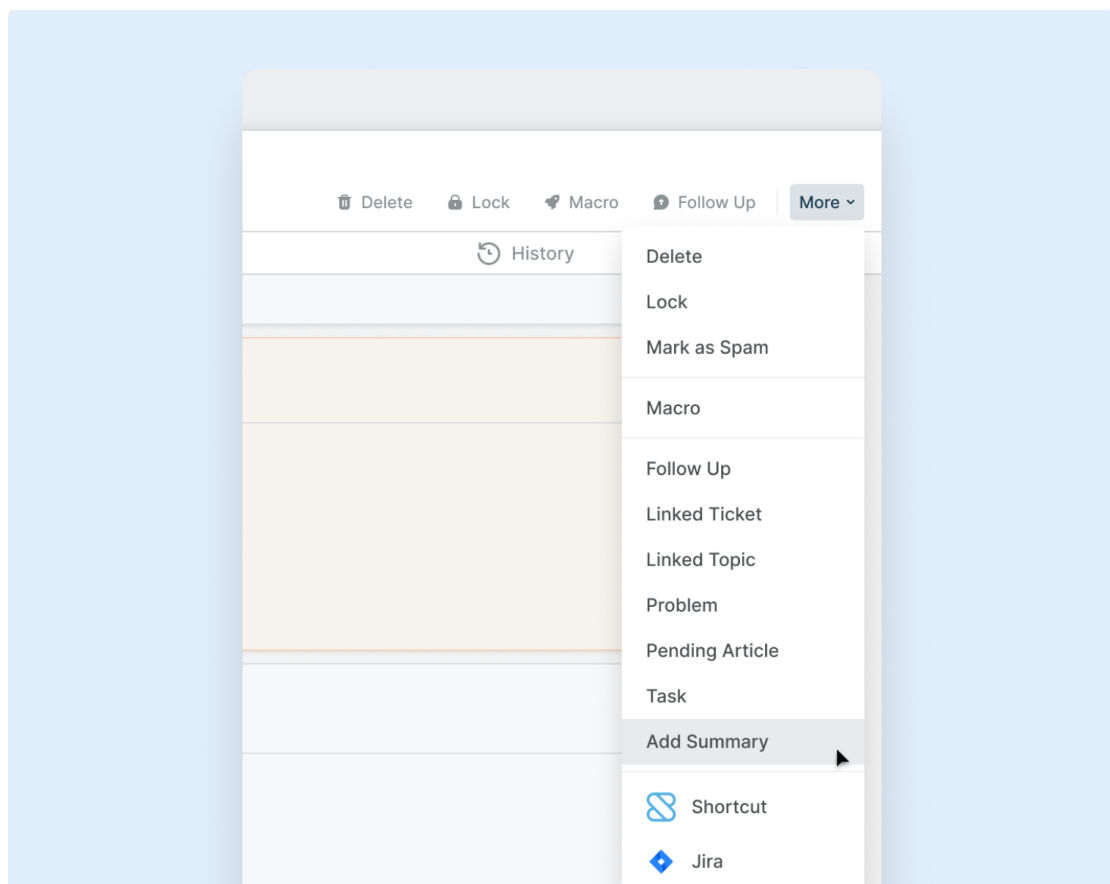
[News](#) > [Product](#) > [Product \(Agent\)](#) > [Summarize complex ticket threads with Ticket Summary](#)

Summarize complex ticket threads with Ticket Summary

2023-07-27 - Lara Proud - [Comments \(0\)](#) - [Product \(Agent\)](#)

We're thrilled to announce a new feature, Ticket Summary, to enhance how you handle long and complex tickets!

Where previously long threads could lead to confusion if different agents tried to make sense of it, Ticket Summary provides a dedicated space for a concise overview of the entire ticket.



Add a Ticket Summary from the Ticket Actions menu. And once created, it appears as a new tab at the top of the content pane within the ticket interface, allowing agents to add rich text summaries effortlessly.











This makes it easily accessible and visible to any agents who handle the ticket in the future to grasp the context. Use the Ticket Summary to provide a quick and clear understanding of the ticket's history and current situation.

Summary

Messages

History

Paragraph

B I U  A         

Tim initially needed help resetting the password on his account, this issue was resolved.

He now wants to know about our onboarding plans as he would like to go through the set up in more depth and get some training for his team.

Save

Delete

We can't wait for you to try out the Ticket Summary feature and experience the difference it makes in streamlining your support process.