



[Νέα](#) > [Product](#) > [Introducing: Linking Tickets to Feedback](#)

## Introducing: Linking Tickets to Feedback

2018-03-19 - Benedict Sycamore - [Σχόλια \(0\)](#) - [Product](#)

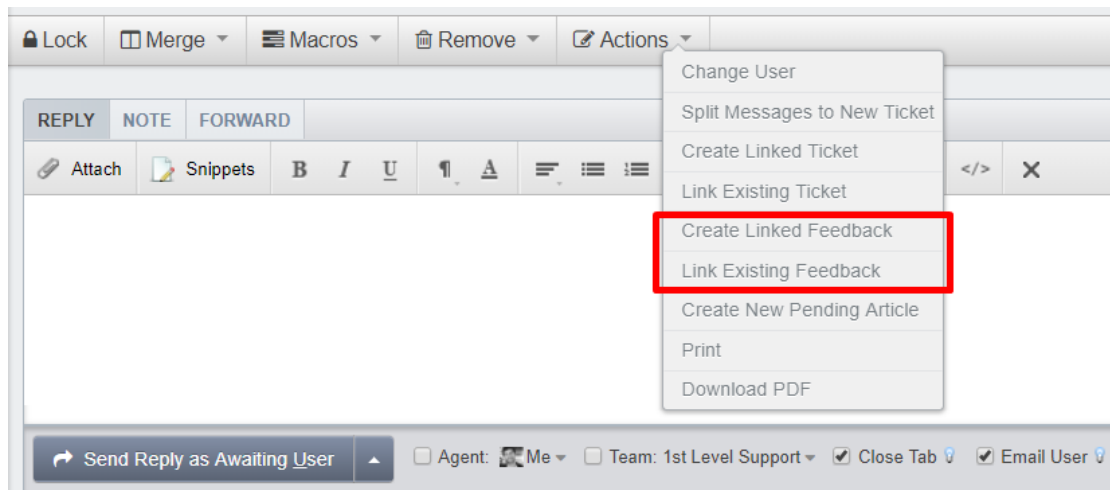
We have now introduced a way to link tickets to one or more feedback items. This is useful for scenarios where a customer submits a ticket that you want to turn into a feature request.

The new update allows you to:

- Link tickets to feedback items, and display the link in both ticket and feedback views so agents have full visibility. Tickets can be linked to multiple feedback items, and feedback can be linked to multiple tickets.
- Search for tickets linked to a particular feedback item, or search for tickets "with a link" to any existing feedback.

### How does the new feature work?

To link to feedback from a ticket, the "Link Existing Feedback" and "Create Linked Feedback" options are available from the Actions menu.



"**Link Existing Feedback**" displays a search box where you can enter feedback title or an ID to find the feedback item you want to link the ticket to.

**Link Existing Feedback** ✕

Subscribe Ticket Owner (Paul Davies/paul.davies@deskpro.com) to Feedback  
 Subscribed (1) Ticket Participants to Feedback

snippets


141	<a href="#">attachment in snippets</a>	Feature Request
218	<a href="#">Option to Sort Snippets</a>	Feature Request
257	<a href="#">Snippets for my Department(s)</a>	Feature Request
413	<a href="#">Addition of a Time Stamp Variable for Snippets</a>	Feature Request
472	<a href="#">Snippets &amp; Macros Usage Count</a>	Feature Request
527	<a href="#">@ Mentions in snippets</a>	Feature Request
552	<a href="#">Ability to view each ticket that used a particular snippet in "snippet reporti...</a>	Feature Request
615	<a href="#">Snippets appear differently depending on if you use button or %</a>	Bug Report
631	<a href="#">Twig logic tags in snippets</a>	Feature Request
684	<a href="#">Create Ticket-Templates more powerful than snippets</a>	Feature Request

**"Create Linked Feedback"** opens the New Feedback tab. The New Feedback shows a message at the top saying it's being created as a linked item to the ticket.

**Linking with ticket: Testing email and cc**








- Subscribe Ticket Owner (Paul Davies/paul.davies@deskpro.com) to Feedback
- Subscribed (1) Ticket Participants to Feedback






**Type** Suggestion **Status** Deferred

**User** Paul Davies (paul.davies@deskpro.com) 

**Title** Buying a Rocket Ship

**Description**

**B** **I** **U**    **A** **T**    

Hello,

It would be great if you sold rocket ships.

Thanks  
Paul

After a ticket has been linked to feedback, a "Linked Feedback" tab is added to the ticket Properties box. This simply lists the linked feedback with an "x" icon to remove the link.

**How can I start using the new feature?**

If you are using Deskpro Cloud, we will roll out this update to your helpdesk soon.

If you are using Deskpro On-Premise, you can update your helpdesk to the latest version from your Admin Interface.

We look forward to receiving your feedback about the new article editor, and wish you all the best in the meantime.