



[Γνωσιακή βάση](#) > [Using Deskpro](#) > [Admin](#) > [Configuration](#) > [How do I create and translate a custom phrase?](#)

How do I create and translate a custom phrase?

Hannah Scott - 2023-10-03 - [Σχόλια \(0\)](#) - [Configuration](#)

If you would like to have a custom phrase in Deskpro, that exists translated across all of the different languages you support. Follow the instructions below to learn where you can add a custom phrase and its translations.

To create a new custom phrase, go to **Admin > Configuration > Phrase Translation > + New**.


When you add a New Custom Phrase, you'll also be given the option to add the phrase into any language you have installed:


×


Add: New Custom Phrase


Phrase ID*


custom.

 English

 Español

 Français

 Nederlands

 Türkçe

If you want to add the Phrase in a language that is not showing, you'll have to install that language pack to your Deskpro Account (**Admin > Configuration > Languages & Locales**).

You will then have the ability to add a custom phrase translation for each language you have installed!