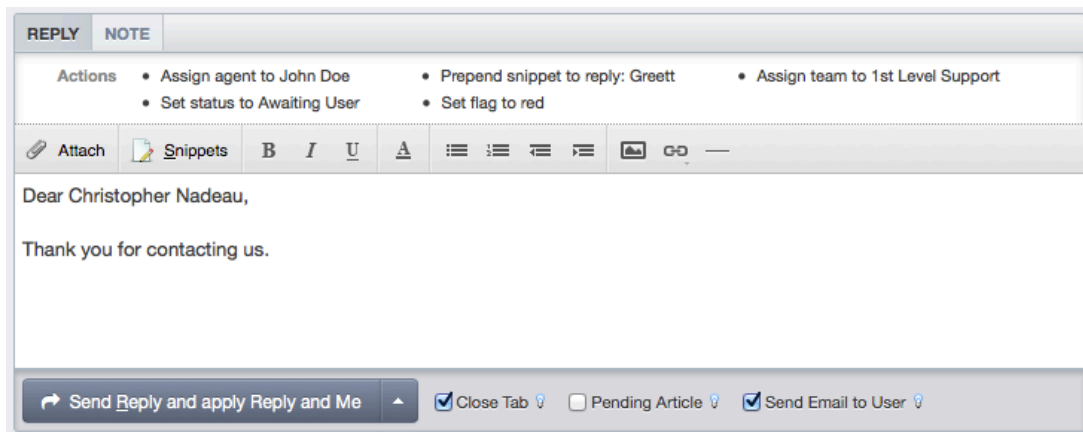


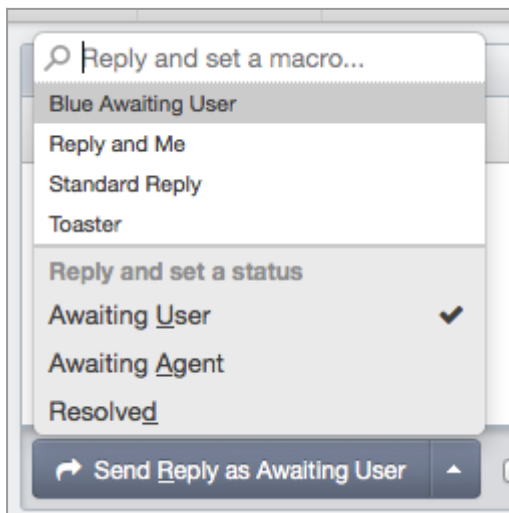
Improved Reply Box

2013-03-21 - Chris Padfield - Kommentarer (0) - Product

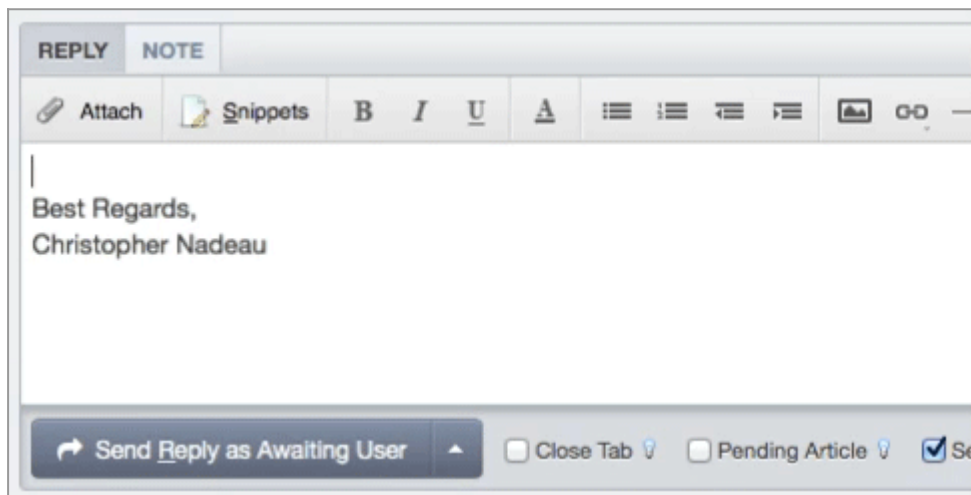
The new replybox has been redesigned from the ground up to make it easier and faster to write replies and apply actions.



When you reply, you have an option of which *reply action* you want to apply. By default this simply changes the ticket status according to the admin-defined defaults. But you may also choose a macro to apply instead.



The reply box has also been improved with the new snippet shortcut codes features that lets you type special codes that expand into your defined snippet text.



To further improve your workflow, you can use the new keyboard shortcuts to activate any of these features.

shift+r: Puts your cursor into the reply box

alt+r: Sends your reply

alt+s: Opens the snippets directory

alt+o: Opens the reply actions menu

alt+u: Sets the reply action to Awaiting User

alt+a: Sets the reply action to Awaiting Agent

alt+d: Sets the reply action to Resolved

Note: For Mac users, use `ctrl` instead of `alt`.

Mærkater
20130320-replybox
build-251