



[Knowledge Base](#) > [Using Deskpro](#) > [Agent](#) > [What is the difference between Labels and Search Words on Help Center content?](#)

What is the difference between Labels and Search Words on Help Center content?

Lara Proud - 2023-08-31 - [Comments \(0\)](#) - [Agent](#)

When you create different types of Help Center content (Knowledgebase Articles, Guide Pages, News Posts, Community Topics, and Files) you will have the option to apply Labels and Search Words to it. **Labels** from the Header Bar, and **Search Words** from the Content Properties Pane.

Search Words and Labels serve different purposes on your Help Center content.

Search Words have an effect on Help Center search. If you apply Search Words to a piece of content, any time a User's search matches the search word on an article, it will be shown at the top of the search results, regardless of what its normal ranking would be, but they aren't displayed to the User.


Whereas **Labels** don't affect the Help Center search, they are just another phrase in the content and aren't weighted any differently than other words.

While Labels don't affect the Search, they are displayed to end-users on the Help Center when they're looking at a piece of content and they enable the User to search for related content by clicking on the Label. Doing so will open a list of content on the Help Center that has the same label applied.

Show Everything tagged with


2 search results for "cloud"

• [How do I configure SPF and DKIM for sending mail through Deskpro servers?](#)

 Using Deskpro

Fri, 14th Mar 2014 4:58 pm
This guide is intended for Deskpro Cloud users who want to use custom email addresses at their own d...

• [Setting up a Custom Email Address with Deskpro Cloud](#)

 Deskpro Legacy

Wed, 18th Jan 2017 12:41 pm

[Comment \(1\)](#)








How would I use a Custom Email Address? Your Deskpro Cloud Helpdesk provides built-in Email Acco...

To add Labels, click on **+ Add** in the Content Header, you will be able to create a new Label or apply an existing Label to the Content from the dropdown menu. To add Search Words, click on **+ Add** under Search Words in the Content Properties Pane, simply type each term you want to be used against the content, and hit enter.

How to Install a Boiler

 10

[+ Add](#)

		
Last Updated	Created	Contributors
		
-	1 yr Published	+ Unpublish
URL Slug		
how-to-install-a-boiler		
Show 1 empty fields		
Language		
 English		
Translations +		
+ Add		
Review Date		
Select date		
Search Words ?		
+ Add		