

Automatically add Tasks to Tickets with Triggers

Lara Proud - 2023-08-31 - Коментари (0) - Business Rules

If you have specific Tickets that always require the same actions to be completed, it can be useful to add these actions as Tasks on the Ticket.

You can automate this by using a New Ticket Trigger so that every time the criteria are matched the Tasks will be added to the Ticket for Agents working on it to see.

Create the Trigger

Go to **Admin > Business Rules > Triggers**. Under **New Ticket Triggers** hit **+ New**.

For this example, I'm going to use the scenario that you want to apply a Task checklist to Tickets that are raised by your HR department when a new starter joins your company.

Firstly, you'll need to add a Title and Specify which creation method you want the Trigger to apply to in Events:

Add: New Trigger ✕

1 Properties

Title*

This title will be used throughout the admin interface to refer to this Trigger.

Enabled

2 Event

Event

By User

<input checked="" type="checkbox"/> Help Center	<input checked="" type="checkbox"/> Website Widget	<input checked="" type="checkbox"/> API
<input checked="" type="checkbox"/> Ticket Form Widget	<input checked="" type="checkbox"/> Email	<input checked="" type="checkbox"/> Phone
<input checked="" type="checkbox"/> Messenger	<input type="checkbox"/> SMS	<input type="checkbox"/> WhatsApp
<input type="checkbox"/> Twitter	<input type="checkbox"/> Trust Pilot	

By Agent

<input checked="" type="checkbox"/> Agent interface	<input checked="" type="checkbox"/> API	<input checked="" type="checkbox"/> Email
<input checked="" type="checkbox"/> Phone Call	<input checked="" type="checkbox"/> Mobile apps	<input type="checkbox"/> Forwarding
<input checked="" type="checkbox"/> Messenger	<input type="checkbox"/> SMS	<input type="checkbox"/> WhatsApp
<input type="checkbox"/> Twitter	<input type="checkbox"/> Trust Pilot	

Criteria

We'll need to identify common properties shared by the types of tickets to add our tasks to,

such as a Ticket that is created that contains the subject line "New Starter" and the Department "HR".

3 Criteria

The criteria section is a list of terms that must match before the actions are applied to the Ticket.

When the following conditions are met:

	Email subject	is	New Starter	🗑️	+
And	Department	is	HR	🗑️	+

Actions

In the Actions section, we can add the Tasks that we want to be created with each ticket that matches the Criteria we have created.

In the example below, we have added a couple of typical jobs you may have to do to prepare for new starters.

4 Actions

These actions will apply when all of the criteria pass.

Then the following actions will run

↑ ↓	Create task									🗑️	+	
	Task title	Set up laptop										
	Due date	Relative time										
		1	Week(s) later									
	Public	<input checked="" type="checkbox"/>										
	Creator	Current agent										
	Assignee	Current agent										
Link to ticket	<input checked="" type="checkbox"/>											
↑ ↓	Create task											
	Task title	Get Employee pass set up										
	Due date	Relative time										
		1	Week(s) later									
	Public	<input checked="" type="checkbox"/>										
	Creator	Current agent										
	Assignee	Current agent										
Link to ticket	<input checked="" type="checkbox"/>											


You are able to create as many Tasks as you require, and you define:







- Task Title
- Due Date
- Visibility




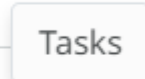
- Task Creator
- Task Assignee
- And if it is linked to the Ticket

Click **Create** and this Trigger will now apply for any Tickets that are created that match the Criteria. So that when an agent accesses the Ticket they will be able to see any Tasks linked to the Ticket from the Tasks tab:

New Starter



 444 | [+ Add](#)



     

Tasks +

Due (2)

Set up laptop
 | Public |  Add 7 days

Get Employee pass set up
 | Public |  Add 7 days