

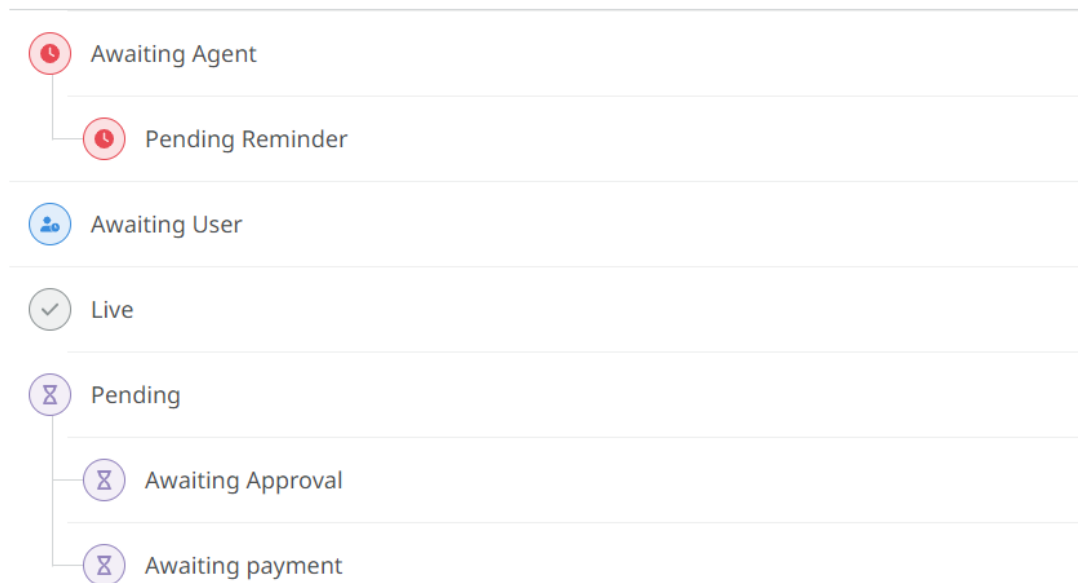
?How can I specify a sub-status in stats

[Using Deskpro](#) - [تعليقات \(.\)](#) - Chynah Hayde - 2025-04-02

:You can specify sub-statuses in the WHERE clause, for example


```
WHERE tickets.ticket_status.id = 4
```

You can find out the ID of a particular sub-status by going to **Admin > Ticket Structure > Statuses**, and
:selecting the sub-status you want from the table




:The ID will appear on the top right-hand side of the menu

id: pending.3



Edit: Awaiting Approval

Parent Status*

 Pending

▼

Name*

Awaiting Approval

Total Waiting Time

Time spent in this status does NOT count to waiting time

▼

Ticket count

1

:Below is an example of a query you can run using this Pending Sub-status

```
SELECT tickets.id, tickets.subject, tickets.ticket_status.title
FROM tickets
WHERE tickets.ticket_status.id = 3
```

.We have used **tickets.ticket_status.title** in the SELECT clause to display the correct sub-status name