



[?Using Deskpro](#) > [Agent](#) > [Can I collapse the Navigation Panel](#) < [قاعدة المعلومات](#)

?Can I collapse the Navigation Panel

[Agent](#) - (0) [تعليقات](#) - Lara Proud - 2023-08-24


The [Navigation Panel](#) is where you can filter items you're dealing with across the Deskpro interface, whether that's Tickets, Users, Organizations, Help Center, Tasks, or Reports

You can adjust your view of the interface by collapsing the Navigation Panel using the arrow in the bottom left-hand corner of the interface







| | |
|--------------------|----|
| Unassigned | 12 |
| Pending | 1 |
| SLA Failed | 6 |
| All Open | 92 |
| Open Problem | 4 |
| VIP AWAITING AGENT | 15 |


Lists 

Search 

Problems (8) 

My Stars  

-  Billing Errors 1
-  Callback Request 1
-  Team Questions 3
-  Hiring 2
-  Onboarding Sessions 5
-  Feedback 1

Labels 



Lara Proud

 221 B H... 



Collapsing the panel gives you increased visibility over the interface if you want fewer distractions, or are working on a smaller screen

The Deskpro interface is extremely flexible and customizable. There are numerous other ways to adjust your interface to fit your preference, learn more in [Getting to Know your Deskpro Workspace](#)

- البطاقات
- [Interface](#)
- [Interface Flexibility](#)

مواضيع ذات صلة

- [Getting to Know your Deskpro Workspace](#)